DN058B 220-240V D80 RD 1xLED4/840 PSU

1 x 350 lm

Polar intensity diagram

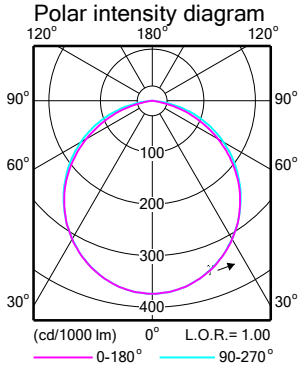

Quantity estimation diagram

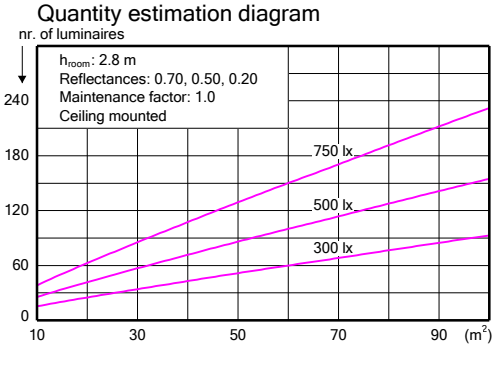

UGR diagram

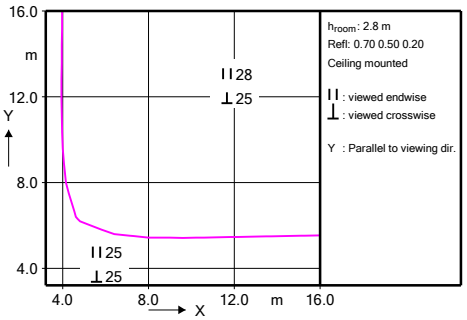

Light output ratio	1.00
Service upward	0.00
Service downward	1.00
CIE flux code	49 82 97 100 100
UGRcen (4Hx8H, 0.25H)	26

Utilisation factor table

Room Index k	Reflectances for ceiling, walls and working plane (CIE)										
	0.80	0.80	0.70	0.70	0.70	0.70	0.50	0.50	0.30	0.30	0.00
	0.50	0.50	0.50	0.50	0.50	0.30	0.30	0.10	0.30	0.10	0.00
	0.30	0.10	0.30	0.20	0.10	0.10	0.10	0.10	0.10	0.10	0.00
0.60	0.49	0.47	0.48	0.47	0.46	0.39	0.38	0.34	0.38	0.33	0.31
0.80	0.60	0.57	0.59	0.57	0.56	0.48	0.48	0.43	0.47	0.43	0.40
1.00	0.69	0.64	0.68	0.66	0.63	0.56	0.56	0.51	0.55	0.50	0.48
1.25	0.78	0.72	0.76	0.73	0.71	0.64	0.63	0.58	0.62	0.58	0.56
1.50	0.85	0.77	0.83	0.79	0.76	0.70	0.69	0.64	0.68	0.64	0.61
2.00	0.95	0.85	0.92	0.88	0.83	0.78	0.77	0.73	0.76	0.72	0.70
2.50	1.01	0.89	0.98	0.93	0.88	0.84	0.82	0.79	0.81	0.78	0.76
3.00	1.06	0.93	1.03	0.97	0.92	0.88	0.86	0.83	0.85	0.82	0.80
4.00	1.12	0.97	1.08	1.01	0.95	0.92	0.91	0.88	0.89	0.87	0.84
5.00	1.15	0.99	1.12	1.04	0.98	0.95	0.93	0.91	0.92	0.90	0.87

Ceiling mounted

Luminance Table

Plane / Cone	0.0	45.0	90.0
45.0	25553	25663	25852
50.0	23184	23382	23791
55.0	20588	20879	21604
60.0	17749	18120	19247
65.0	14607	15048	16616
70.0	11123	11621	13626
75.0	7257	7782	10180
80.0	3095	3515	6123
85.0	53	64	1820
90.0	12	6	6

(cd/m2)

2025-05-29

DN058B 220-240V D100 RD 1xLED6/840 PSU

1 x 580 lm

Polar intensity diagram

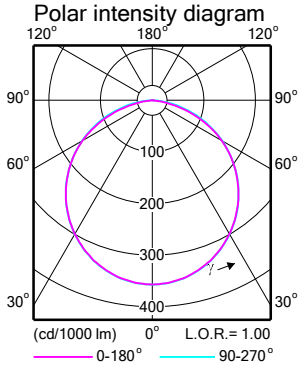

Quantity estimation diagram

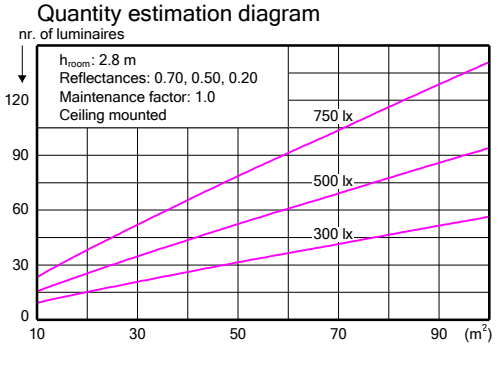

UGR diagram

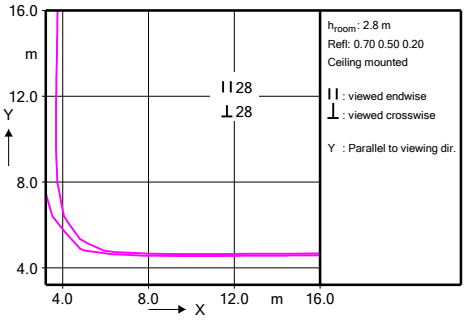

Light output ratio	1.00
Service upward	0.00
Service downward	1.00
CIE flux code	48 80 97 100 100
UGRcen (4Hx8H, 0.25H)	27

Utilisation factor table

Room Index k	Reflectances for ceiling, walls and working plane (CIE)										
	0.80	0.80	0.70	0.70	0.70	0.70	0.50	0.50	0.30	0.30	0.00
	0.50	0.50	0.50	0.50	0.50	0.30	0.30	0.10	0.30	0.10	0.00
	0.30	0.10	0.30	0.20	0.10	0.10	0.10	0.10	0.10	0.10	0.00
0.60	0.49	0.46	0.48	0.47	0.46	0.39	0.38	0.33	0.38	0.33	0.31
0.80	0.60	0.56	0.59	0.57	0.55	0.48	0.47	0.42	0.47	0.42	0.40
1.00	0.69	0.64	0.67	0.65	0.63	0.56	0.55	0.50	0.54	0.49	0.47
1.25	0.77	0.71	0.76	0.73	0.70	0.63	0.62	0.57	0.61	0.57	0.55
1.50	0.84	0.76	0.82	0.78	0.75	0.69	0.68	0.63	0.67	0.63	0.60
2.00	0.94	0.84	0.91	0.87	0.83	0.78	0.76	0.72	0.75	0.72	0.69
2.50	1.01	0.89	0.98	0.93	0.88	0.83	0.82	0.78	0.80	0.77	0.75
3.00	1.05	0.92	1.02	0.96	0.91	0.87	0.86	0.83	0.84	0.82	0.79
4.00	1.11	0.96	1.08	1.01	0.95	0.92	0.90	0.88	0.89	0.87	0.84
5.00	1.15	0.99	1.11	1.04	0.98	0.95	0.93	0.91	0.92	0.90	0.87

Ceiling mounted

Luminance Table

Plane / Cone	0.0	45.0	90.0
45.0	26668	26614	26707
50.0	24843	24778	24885
55.0	22830	22754	22881
60.0	20478	20457	20640
65.0	17591	17727	18077
70.0	14143	14485	15115
75.0	10076	10604	11695
80.0	5389	6065	7744
85.0	675	1111	2948
90.0	57	66	42

(cd/m2)

2025-05-29

DN058B 220-240V D150 RD 1xLED13/840 PSU

1 x 1250 lm

Polar intensity diagram

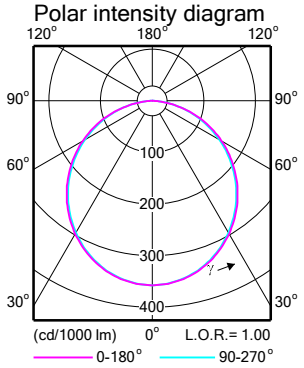

Quantity estimation diagram

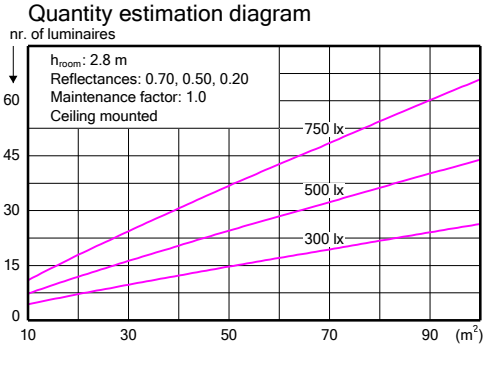

UGR diagram

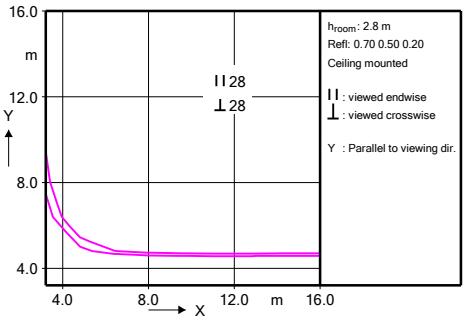

Light output ratio	1.00
Service upward	0.00
Service downward	1.00
CIE flux code	47 79 96 100 100
UGRcen (4Hx8H, 0.25H)	27

Utilisation factor table

Room Index k	Reflectances for ceiling, walls and working plane (CIE)										
	0.80	0.80	0.70	0.70	0.70	0.70	0.50	0.50	0.30	0.30	0.00
	0.50	0.50	0.50	0.50	0.50	0.30	0.30	0.10	0.30	0.10	0.00
	0.30	0.10	0.30	0.20	0.10	0.10	0.10	0.10	0.10	0.10	0.00
0.60	0.48	0.46	0.47	0.46	0.45	0.38	0.37	0.32	0.37	0.32	0.30
0.80	0.59	0.55	0.58	0.56	0.55	0.47	0.46	0.41	0.46	0.41	0.39
1.00	0.68	0.63	0.66	0.64	0.62	0.55	0.54	0.49	0.53	0.49	0.46
1.25	0.77	0.70	0.75	0.72	0.69	0.62	0.61	0.56	0.60	0.56	0.54
1.50	0.83	0.75	0.81	0.78	0.74	0.68	0.67	0.62	0.66	0.62	0.59
2.00	0.93	0.83	0.91	0.86	0.82	0.77	0.75	0.71	0.74	0.71	0.68
2.50	1.00	0.88	0.97	0.92	0.87	0.82	0.81	0.77	0.80	0.76	0.74
3.00	1.05	0.92	1.02	0.96	0.90	0.86	0.85	0.82	0.83	0.81	0.78
4.00	1.11	0.96	1.07	1.01	0.95	0.91	0.90	0.87	0.88	0.86	0.83
5.00	1.14	0.98	1.11	1.04	0.97	0.94	0.93	0.90	0.91	0.89	0.86

Ceiling mounted

Luminance Table

Plane / Cone	0.0	45.0	90.0
45.0	25578	25205	25137
50.0	24036	23613	23494
55.0	22346	21877	21745
60.0	20466	19954	19789
65.0	18277	17754	17583
70.0	15612	15196	15052
75.0	12370	12118	12121
80.0	8354	8305	8689
85.0	3162	3549	4417
90.0	105	238	150

(cd/m2)

2025-05-29

DN058B 220-240V D200 RD 1xLED18/840 PSU

1 x 1800 lm

Polar intensity diagram

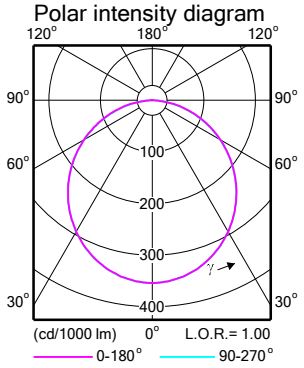

Quantity estimation diagram

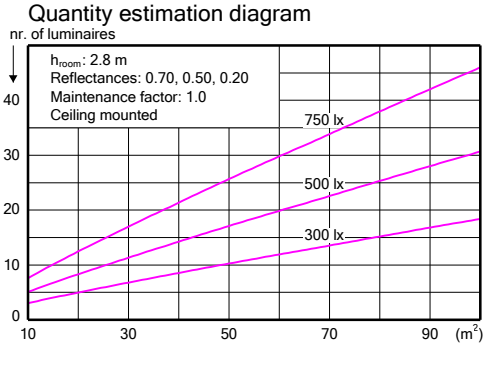

UGR diagram

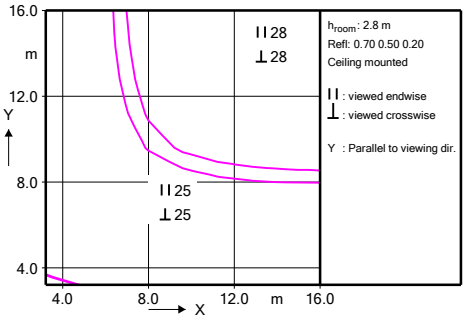

Light output ratio	1.00
Service upward	0.00
Service downward	1.00
CIE flux code	47 78 95 100 100
UGRcen (4Hx8H, 0.25H)	25

Utilisation factor table

Room Index k	Reflectances for ceiling, walls and working plane (CIE)										
	0.80	0.80	0.70	0.70	0.70	0.70	0.50	0.50	0.30	0.30	0.00
	0.50	0.50	0.50	0.50	0.50	0.30	0.30	0.10	0.30	0.10	0.00
	0.30	0.10	0.30	0.20	0.10	0.10	0.10	0.10	0.10	0.10	0.00
0.60	0.48	0.46	0.47	0.46	0.45	0.38	0.37	0.33	0.37	0.33	0.31
0.80	0.59	0.55	0.58	0.56	0.55	0.47	0.46	0.41	0.46	0.41	0.39
1.00	0.68	0.63	0.66	0.64	0.62	0.55	0.54	0.49	0.53	0.48	0.46
1.25	0.76	0.70	0.75	0.72	0.69	0.62	0.61	0.56	0.60	0.56	0.53
1.50	0.83	0.75	0.81	0.77	0.74	0.68	0.67	0.62	0.65	0.61	0.59
2.00	0.93	0.83	0.90	0.86	0.82	0.76	0.75	0.71	0.74	0.70	0.68
2.50	0.99	0.88	0.97	0.91	0.87	0.82	0.80	0.77	0.79	0.76	0.73
3.00	1.04	0.91	1.01	0.95	0.90	0.86	0.84	0.81	0.83	0.80	0.77
4.00	1.10	0.95	1.07	1.00	0.94	0.91	0.89	0.86	0.87	0.85	0.83
5.00	1.14	0.98	1.10	1.03	0.97	0.94	0.92	0.90	0.90	0.88	0.86

Ceiling mounted

Luminance Table

Plane / Cone	0.0	45.0	90.0
45.0	16156	16107	16138
50.0	15367	15310	15335
55.0	14487	14421	14434
60.0	13491	13408	13390
65.0	12329	12225	12167
70.0	10959	10826	10720
75.0	9258	9116	8948
80.0	6923	6894	6746
85.0	3399	3749	3847
90.0	107	116	80

(cd/m2)

2025-05-29

DN058B 220-240V D275 RD 1xLED22/840 PSU

1 x 2200 lm

Polar intensity diagram

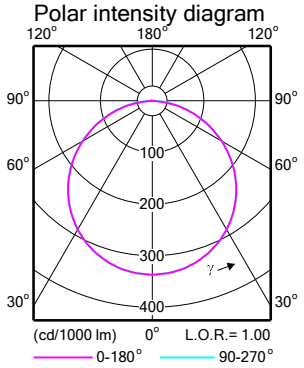

Quantity estimation diagram

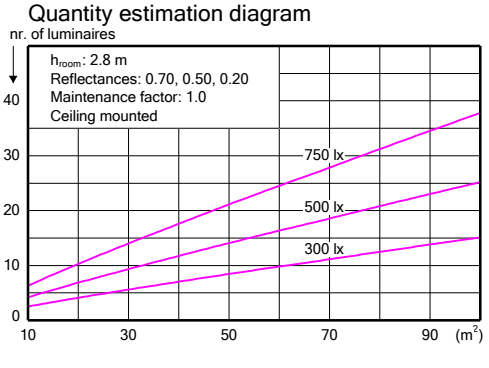

UGR diagram

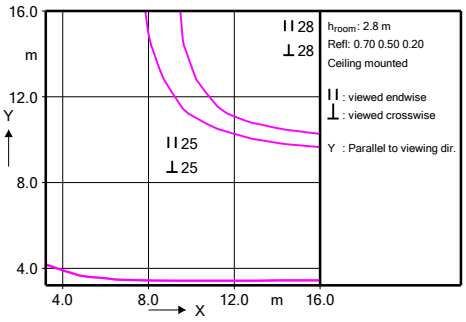

Light output ratio	1.00
Service upward	0.00
Service downward	1.00
CIE flux code	46 77 95 100 100
UGRcen (4Hx8H, 0.25H)	25

Utilisation factor table

Room Index k	Reflectances for ceiling, walls and working plane (CIE)										
	0.80 0.50 0.30	0.80 0.50 0.10	0.70 0.50 0.30	0.70 0.50 0.20	0.70 0.50 0.10	0.70 0.30 0.10	0.50 0.30 0.10	0.50 0.10 0.10	0.30 0.30 0.10	0.30 0.10 0.10	0.00 0.00 0.00
0.60	0.48	0.45	0.47	0.46	0.45	0.37	0.37	0.32	0.36	0.32	0.30
0.80	0.58	0.55	0.57	0.56	0.54	0.46	0.46	0.41	0.45	0.40	0.38
1.00	0.67	0.62	0.66	0.63	0.61	0.54	0.53	0.48	0.52	0.48	0.45
1.25	0.76	0.69	0.74	0.71	0.68	0.61	0.60	0.55	0.59	0.55	0.53
1.50	0.82	0.75	0.80	0.77	0.74	0.67	0.66	0.61	0.65	0.61	0.58
2.00	0.92	0.82	0.90	0.85	0.81	0.76	0.74	0.70	0.73	0.69	0.67
2.50	0.99	0.87	0.96	0.91	0.86	0.81	0.80	0.76	0.79	0.75	0.73
3.00	1.04	0.91	1.01	0.95	0.90	0.85	0.84	0.81	0.82	0.80	0.77
4.00	1.10	0.95	1.07	1.00	0.94	0.91	0.89	0.86	0.87	0.85	0.82
5.00	1.14	0.98	1.10	1.03	0.97	0.94	0.92	0.90	0.90	0.88	0.86

Ceiling mounted

Luminance Table

Plane / Cone	0.0	45.0	90.0
45.0	13384	13401	13408
50.0	12924	12944	12956
55.0	12380	12404	12417
60.0	11721	11745	11766
65.0	10903	10931	10959
70.0	9883	9909	9948
75.0	8587	8613	8662
80.0	6429	6903	6953
85.0	1414	4455	4489
90.0	346	577	369

(cd/m2)

2025-05-29